

SUMMARY REPORT OF DISBURSEMENTS


For the Quarter Ending June 30, CY 2013

In Pesos


BICOL UNIVERSITY-Legazpi City
FUND 101

PARTICULARS (1)	CURRENT YEAR BUDGET (2)				PRIOR YEAR'S BUDGET (3)				PRIOR YEAR'S OBLIGATION (4)				SUB-TOTAL (5)=2+3+4
	PS	MOOE	CO	TOTAL	PS	MOOE	CO	TOTAL	PS	MOOE	CO	TOTAL	
FIRST QUARTER													
Notice of Cash Allocation				131,853,000.00									2,155,714.00
MDS Checks Issued	108,788,264.19	19,869,679.97		128,657,944.16		3,183,801.37		3,183,801.37	633,471.67	6,624.00			640,095.67
Advice to Debit Account										645,227.99	794,860.72		1,440,088.71
Tax Remittances Issued	11,886,816.26	787,579.10		12,674,395.36									12,674,395.36
Cash Disbursement Ceiling													
Non-Cash Availment Ceiling													
TOTAL	120,675,080.45	20,657,259.07		141,332,339.52		3,183,801.37		3,183,801.37	633,471.67	651,851.99	794,860.72		2,080,184.38
SECOND QUARTER													
Notice of Cash Allocation				137,647,000.00									
MDS Checks Issued	97,072,253.67	25,532,449.20		122,604,702.87		2,695,168.46		2,695,168.46					125,299,871.33
Advice to Debit Account													
Tax Remittances Issued	11,609,087.02	913,912.57		12,522,999.59									12,522,999.59
Cash Disbursement Ceiling													
Non-Cash Availment Ceiling													
TOTAL	108,681,340.69	26,446,361.77		135,127,702.46		2,695,168.46		2,695,168.46					137,822,870.92
THIRD QUARTER													
Notice of Cash Allocation													
MDS Checks Issued													
Advice to Debit Account													
Tax Remittances Issued													
Cash Disbursement Ceiling													
Non-Cash Availment Ceiling													
TOTAL													
FOURTH QUARTER													
Notice of Cash Allocation													
MDS Checks Issued													
Advice to Debit Account													
Tax Remittances Issued													
Cash Disbursement Ceiling													
Non-Cash Availment Ceiling													
TOTAL													
GRAND TOTAL	229,356,421.14	47,103,620.84		276,460,041.98		5,878,969.83		5,878,969.83	633,471.67	651,851.99	794,860.72		2,080,184.38

Certified Correct:


LILIOSA PERETE
Agency Budget Officer
July 26, 2013


Approved By:


FAY LEA PATRIA M. LAURAYA, Ph. D.
SUC President IV

ANNEX D

PS	TRUST LIABILITIES			OTHERS (TL)	GRAND TOTAL				REMARKS
	MOOE	CO	TOTAL		PS	MOOE	CO	TOTAL	
	(6)			(7)	(8)				
	1,130,258.02	6,397,006.46	86,410,516.00 7,527,264.48	4,643,382.00 4,594,698.16	114,016,434.02 11,886,816.26	24,190,363.36 645,227.99 787,579.10	6,397,006.46 794,860.72	144,603,803.84 1,440,088.71 12,674,395.36	
	1,130,258.02	6,397,006.46	7,527,264.48	4,594,698.16	125,903,250.28	25,623,170.45	7,191,867.18	158,718,287.91	
149,861.87	6,361,767.65	19,814,675.07	26,326,304.59	1,067,784.47	98,289,900.01 12,522,999.59	34,589,385.31	19,814,675.07	152,693,960.39 12,522,999.59	
149,861.87	6,361,767.65	19,814,675.07	26,326,304.59	1,067,784.47	110,812,899.60	34,589,385.31	19,814,675.07	165,216,959.98	
149,861.87	7,492,025.67	26,211,681.53	33,853,569.07	5,662,482.63	236,716,149.88	60,212,555.76	27,006,542.25	323,935,247.89	

Certified Correct:


LOYD P. CASASIS
 Agency Chief Accountant
 July 26, 2013