

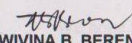
FILE COPY


QUARTERLY REPORT OF INCOME
For the Quarter Ending March 31, 2011
(In Pesos)

BICOL UNIVERSITY
Special Trust Fund-Fund 164

BAR

CLASSIFICATION/ SOURCE OF INCOME (1)	ACTUAL INCOME COLLECTIONS FOR THE QUARTER				CUMULATIVE INCOME COLLECTIONS TO-DATE (6)	CUMULATIVE INCOME DEPOSITED WITH BTR (7)	REMARKS
	FIRST MONTH (2)	SECOND MONTH (3)	THIRD MONTH (4)	TOTAL (5)=(2)+(3)+(4)			
SOURCE OF FINANCING							
Non-Tax							
Service Income	1,940,661.02	1,628,894.31	3,165,214.56	6,734,769.89	6,734,769.89		
Business Income	7,844,876.84	3,453,771.20	10,827,654.61	22,126,302.65	22,126,302.65		
Other Income	497,704.08	59,217.00	51,898.00	608,819.08	608,819.08		
TOTAL	10,283,241.94	5,141,882.51	14,044,767.17	29,469,891.62	29,469,891.62		

Certified Correct: 
WIVINA B. BEREN
 Accountant I
 Date: 5/09/11


Submitted By: 
DR. FAY LEA PATRIA M. LAURAYA
 University President
 Date: 5/09/11


QUARTERLY REPORT OF INCOME
For the Quarter Ending June 30, 2011
(In Pesos)

BICOL UNIVERSITY
Special Trust Fund-Fund 164

BAR No. 3

CLASSIFICATION/ SOURCE OF INCOME (1)	ACTUAL INCOME COLLECTIONS FOR THE QUARTER				CUMULATIVE INCOME COLLECTIONS TO-DATE (6)	CUMULATIVE INCOME DEPOSITED WITH BTR (7)	REMARKS
	FIRST MONTH (2)	SECOND MONTH (3)	THIRD MONTH (4)	TOTAL (5)=(2)+(3)+(4)			
SOURCE OF FINANCING							
Non-Tax							
Service Income	6,916,113.85	4,891,108.29	13,799,791.14	25,607,013.28	25,607,013.28		
Business Income	8,308,418.17	12,529,620.33	28,991,634.25	49,829,672.75	49,829,672.75		
Other Income	68,371.92	46,260.86	92,437.42	207,070.20	207,070.20		
TOTAL	15,292,903.94	17,466,989.48	42,883,862.81	75,643,756.23	75,643,756.23		

Certified Correct: 
WIVINA B. BEREN
 Accountant I/OIC Accounting Section
 Date: 7/28/11

Submitted By: 
DR. FAY LEA PATRIA M. LAURAYA
 University President
 Date: 7/28/11

QUARTERLY REPORT OF INCOME
For the Quarter Ending September 30, 2011
(In Pesos)

BICOL UNIVERSITY
Special Trust Fund-Fund 164

BAR No. 3

CLASSIFICATION/ SOURCE OF INCOME (1)	ACTUAL INCOME COLLECTIONS FOR THE QUARTER				CUMULATIVE INCOME COLLECTIONS TO-DATE (6)	CUMULATIVE INCOME DEPOSITED WITH BTR (7)	REMARKS
	FIRST MONTH (2)	SECOND MONTH (3)	THIRD MONTH (4)	TOTAL (5)=(2)+(3)+(4)			
SOURCE OF FINANCING							
Non-Tax							
Service Income	8,445,991.65	1,462,247.26	2,047,981.50	11,956,220.41	11,956,220.41		
Business Income	14,922,199.00	4,274,436.05	4,525,937.89	23,722,572.94	23,722,572.94		
Other Income	85,500.36	161.75	57,744.91	143,407.02	143,407.02		
TOTAL	23,453,691.01	5,736,845.06	6,631,664.30	35,822,200.37	35,822,200.37		
	-	-	-	-	-		

Certified Correct: *Wivina B. Beren*
WIVINA B. BEREN
 Accountant / OIC
 Date: 10/11/11

Submitted By: *Fay Lea Patria M. Lauraya*
DR. FAY LEA PATRIA M. LAURAYA
 University President
 Date:

QUARTERLY REPORT OF INCOME
For the Quarter Ending December 31, 2011
(In Pesos)

BICOL UNIVERSITY
Special Trust Fund-Fund 164

BAR No. 3

CLASSIFICATION/ SOURCE OF INCOME (1)	ACTUAL INCOME COLLECTIONS FOR THE QUARTER				CUMULATIVE INCOME COLLECTIONS TO-DATE (6)	CUMULATIVE INCOME DEPOSITED WITH BTR (7)	REMARKS
	FIRST MONTH (2)	SECOND MONTH (3)	THIRD MONTH (4)	TOTAL (5)=(2)+(3)+(4)			
SOURCE OF FINANCING							
Non-Tax							
Service Income	2,288,381.42	15,316,595.07	8,214,103.62	25,819,080.11	70,117,083.69		
Business Income	7,852,196.66	34,536,127.60	16,627,073.56	59,015,397.82	153,800,400.55		
Other Income	135,766.66	135,484.00	118,653.00	389,903.66	2,242,745.57		
TOTAL	10,276,344.74	49,988,206.67	24,959,830.18	85,224,381.59	226,160,229.81		

Certified Correct: *Lloyd P. Casasis*
LOYD P. CASASIS
 Accountant IV
 Date:

Submitted By: *Fay Lea Patria M. Lauraya*
DR. FAY LEA PATRIA M. LAURAYA
 University President
 Date: