



QUARTERLY REPORT OF INCOME
For the Quarter Ending March 31, 2012
(In Pesos)

BICOL UNIVERSITY
Special Trust Fund-Fund 164


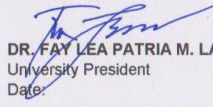
BAR No. 3

CLASSIFICATION/ SOURCE OF INCOME (1)	ACTUAL INCOME COLLECTIONS FOR THE QUARTER				CUMULATIVE INCOME COLLECTIONS TO-DATE (6)	CUMULATIVE INCOME DEPOSITED WITH BTR (7)	REMARKS
	FIRST MONTH (2)	SECOND MONTH (3)	THIRD MONTH (4)	TOTAL (5)=(2)+(3)+(4)			
SOURCE OF FINANCING							
Non-Tax							
Service Income	2,061,413.48	1,941,405.90	4,046,959.81	8,049,779.19	8,049,779.19		
Business Income	6,673,169.55	2,582,259.50	5,002,903.93	14,258,332.98	14,258,332.98		
Other Income	64,176.93	25,963.57	87,056.11	177,196.61	177,196.61		
TOTAL	8,798,759.96	4,549,628.97	9,136,919.85	22,485,308.78	22,485,308.78		
Certified Correct:					Submitted By:		
 LOYD P. CASASIS Accountant IV Date:					 DR. FAY LEA PATRIA M. LAURAYA University President Date:		

QUARTERLY REPORT OF INCOME
For the Quarter Ending June 30, 2012
(In Pesos)

BICOL UNIVERSITY
Special Trust Fund-Fund 164

BAR No. 3

CLASSIFICATION/ SOURCE OF INCOME (1)	ACTUAL INCOME COLLECTIONS FOR THE QUARTER				CUMULATIVE INCOME COLLECTIONS TO-DATE (6)	CUMULATIVE INCOME DEPOSITED WITH BTR (7)	REMARKS
	FIRST MONTH (2)	SECOND MONTH (3)	THIRD MONTH (4)	TOTAL (5)=(2)+(3)+(4)			
SOURCE OF FINANCING							
Non-Tax							
Service Income	6,123,969.67	5,086,948.40	18,941,345.38	30,152,263.45	38,202,042.64		
Business Income	13,354,173.41	15,715,687.22	41,860,371.59	70,930,232.22	85,188,565.20		
Other Income	57,376.22	38,994.65	756,947.77	853,318.64	1,030,515.25		
TOTAL	19,535,519.30	20,841,630.27	61,558,664.74	101,935,814.31	124,421,123.09		
Certified Correct:					Submitted By:		
 LOYD P. CASASIS Accountant IV Date:					 DR. FAY LEA PATRIA M. LAURAYA University President Date:		

QUARTERLY REPORT OF INCOME
For the Quarter Ending September 30, 2012
(In Pesos)

BICOL UNIVERSITY
Special Trust Fund-Fund 164

BAR No. 3

CLASSIFICATION/ SOURCE OF INCOME (1)	ACTUAL INCOME COLLECTIONS FOR THE QUARTER				CUMULATIVE INCOME COLLECTIONS TO-DATE (6)	CUMULATIVE INCOME DEPOSITED WITH BTR (7)	REMARKS
	FIRST MONTH (2)	SECOND MONTH (3)	THIRD MONTH (4)	TOTAL (5)=(2)+(3)+(4)			
SOURCE OF FINANCING							
Non-Tax							
Service Income	2,353,061.79	2,367,316.94	2,089,727.30	6,810,106.03	45,012,148.67		
Business Income	5,050,792.50	5,593,301.65	4,723,139.39	15,367,233.54	100,555,798.74		
Other Income	335,659.15	194,041.12	30,182.72	559,882.99	1,590,398.24		
TOTAL	7,739,513.44	8,154,659.71	6,843,049.41	22,737,222.56	147,158,345.65		
Certified Correct:							
LOYD P. CASASIS Accountant IV Date:				Submitted By: DR. FAY LEA PATRIA M. LAURAYA University President Date:			