

QUARTERLY PHYSICAL REPORT OF OPERATIONS
As of December 31, 2015


Department: STATE UNIVERSITIES AND COLLEGES
 Reporting Unit: BICOL UNIVERSITY
 UACCS Code (UACS): 08-049-00-00000


Current Year Appropriations
 Supplemental Appropriations
 Continuing Appropriations
 Off-Budget Account


Particulars	UACCS Code	Physical Targets					Physical Accomplishments					Variances as of	Remarks
		1st Quarter	2nd Quarter	3rd Quarter	4th Quarter	Total	1st Quarter	2nd Quarter	3rd Quarter	4th Quarter	Total		
		3	4	5	6	7=(3+4+5+6)	8	9	10	11	12=(8+9+10+11)	13=(12-7)	14
OPERATIONS	3-01-00-0000					39,737	14,394	4,921	5,245	15,195	27,823.5	-2,914	
01 : Higher Education Services	3-01-00-0000												
1 Total Number of graduates in mandated and priority programs			4,261		5	4,266		4,279	70	97	4,446	180	
2 Average percentage passing in licensure exams by SUC graduates/national average % passing in board programs covered by SUC					120.6%	120.63%				126.2%	126%	5.5%	change of formula from overall takers to 1st time takers
					<u>72.5</u>					<u>74.03</u>			
					60.1					58.68			
3 Percentage of graduates who finished their academic programs according to prescribed timeframe			77.87%	1.0%		78.87%			88.9%	91.66%	92%	12.8%	
									6748	7362			
02 : Advanced Education Services	3-02-00-0000												
1 Total Number of graduates in mandated and priority programs			315	10		325		258	5	39	302	-23	
2 Percentage of graduates who engaged in employment or whose employment status improved within 1 year of graduation					95.98%	95.98%					93.05%		
					<u>310</u>					<u>281</u>			
					323					302			
3 Percentage of students who rate timeliness of education delivery/supervision as good or better					98%	98.13%					90.6%		
					<u>367</u>					<u>619</u>			
					374					683			

Percentage of reports/documents submitted to COA, CHED, DENR and other agencies within mandated time

Particulars	UACS Code	Physical Targets					Physical Accomplishments					Variances as of	Remarks
		1st Quarter	2nd Quarter	3rd Quarter	4th Quarter	Total	1st Quarter	2nd Quarter	3rd Quarter	4th Quarter	Total		
1	2	3	4	5	6	7=(3+4+5+6)	8	9	10	11	12=(8+9+10+11)	13=(12-7)	14
B r Programs/Projects A No. 1 - Anti-Corruption, Transparent, countable and Participatory Governance ogram Budgeting:	4-00-00-0000												
BU Food Innovation and Commercialization Center, Phase 2 on- going					29%	29%							Phase 2 or 29% of the total project is targetted for completion on the 3rd quarter of 2016, with suspension order/ variation order (revision of structural design)
Completion of BU Multi-Technology Laboratory Center - on-going					47%	47%							2nd phase of three phases and is targetted for completion on the 3rd quarter of 2016, with suspension order/ variation order (revision of structural design)
Construction of School Building - BU Gubat					20%	20%							1st phase of three phases, targetted for completion on the 2nd quarter of 2016
Rehabilitation of Legazpi East Campus Gymnasium Repair of BU Sports Complex & MP Covered Court)					50%	50%							
BU College of Medicine Medical Equipment				5%	25%	30%							Equipment is 25% delivered with 5% of funds released..

Prepared by:

JOSEPH L. BARTOLATA
 Planning Services Head / Planning Officer
 Date: 1/29/16

In coordination with:

CRISANTA BOTIN
 University Budget Officer
 Date: 1/29/16

Approved by:

ARNULFO M. MASCARIÑAS
 Agency Head / Department Secretary
 Date: